

KEY FEATURES

- High power handling: 500 / 100 W program power
- High sensitivity: 96 / 104 dB (1W / 1m) (LF / HF)
- 2,5" / 1,75" voice coil (LF/HF)
- Common neodymium magnet system design
- Shorting cap for extended response
- Weatherproof Carbon Fiber loaded paper cone
- Santoprene™ surround
- PM4 HF diaphragm
- 70° coverage horn for HF dispersion control



TECHNICAL SPECIFICATIONS

Nominal diameter	200 mm	8 in
Rated impedance (LF/HF)	8 / 8 Ω	
Minimum impedance (LF/HF)	5,3 / 4,7 Ω	
Power capacity ¹ (LF/HF)	250 / 50 W _{AES}	
Program power ² (LF/HF)	500 / 100 W	
Sensitivity (LF/HF ³)	96 dB	1W / 1m @ Z _N
	104 dB	1W / 1m @ Z _N
Frequency range	60 - 20.000 Hz	
Recom. HF crossover	1,5 kHz or higher (12 dB/oct min slope)	
Voice coil diameter (LF/HF)	63,5 mm	2,5 in
	44,4 mm	1,75 in
BI factor	12 N/A	
Moving mass	0,020 kg	
Voice coil length	15 mm	
Air gap height	7 mm	
X_{damage} (peak to peak)	24 mm	

Notes:

¹ The power capacity is determined according to AES2-1984 (r2003) standard.

² Program power is defined as power capacity + 3 dB.

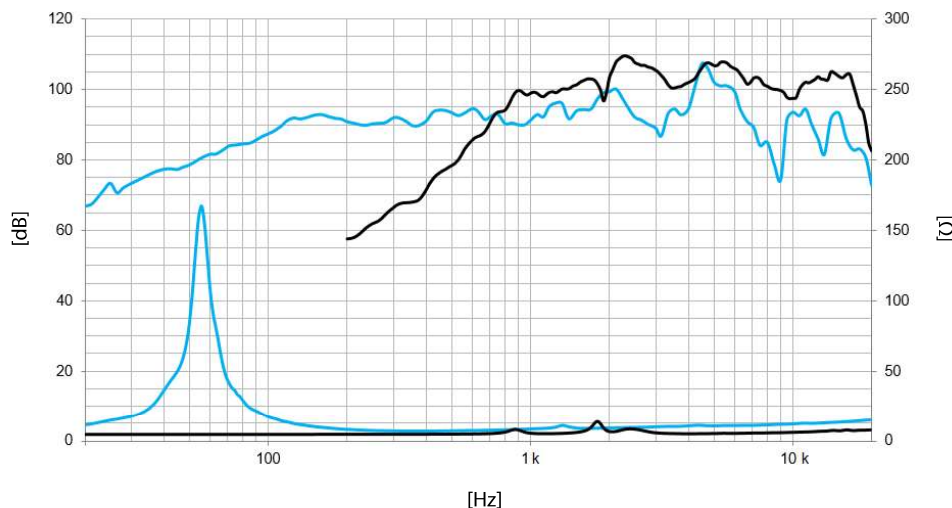
³ Sensitivity was measured at 1m distance, on axis, with 1W input, averaged in the range 1 - 7 kHz.

⁴ T-S parameters are measured after an exercise period using a preconditioning power test. The measurements are carried out with a velocity-current laser transducer and will reflect the long term parameters (once the loudspeaker has been working for a short period of time).

⁵ The X_{max} is calculated as (L_{vc} - H_{ag})/2 + (H_{ag}/3,5), where L_{vc} is the voice coil length and H_{ag} is the air gap height.

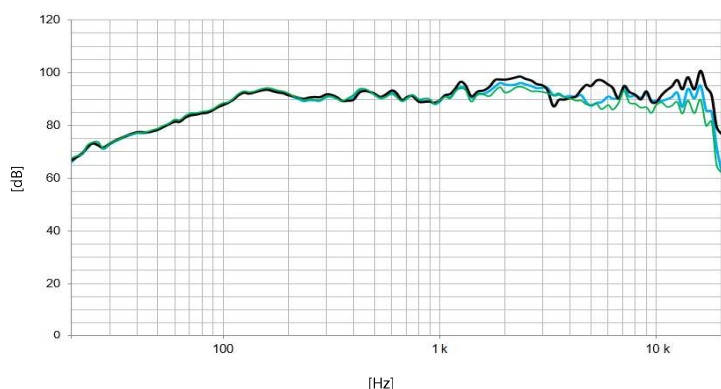
THIELE-SMALL PARAMETERS⁴

Resonant frequency, f_s	61 Hz
D.C. Voice coil resistance, R_e	5,4 Ω
Mechanical Quality Factor, Q_{ms}	13
Electrical Quality Factor, Q_{es}	0,30
Total Quality Factor, Q_{ts}	0,29
Equivalent Air Volume to C_{ms}, V_{as}	23 l
Mechanical Compliance, C_{ms}	335 μ m / N
Mechanical Resistance, R_{ms}	0,6 kg / s
Efficiency, η_0	1,6 %
Effective Surface Area, S_d	0,022 m ²
Maximum Displacement, X_{max}⁵	6 mm
Displacement Volume, V_d	132 cm ³
Voice Coil Inductance, L_e	0,3 mH



Note: Frequency response measured with loudspeaker standing on infinite baffle in anechoic chamber, 1W @ 1m

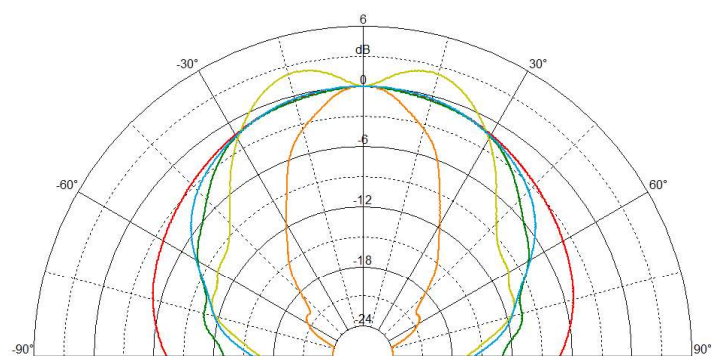
FILTERED FREQUENCY RESPONSE



— 0 degrees — 35 degrees — 70 degrees

Note: Filtered frequency response measured with loudspeaker standing on infinite baffle in anechoic chamber, 1W @ 1m using filter FD-2CX

POLAR PATTERN



— 1 kHz — 2 kHz — 4 kHz — 8 kHz — 16 kHz

MOUNTING INFORMATION

Overall diameter	212 mm	8,3 in
Bolt circle diameter	198 mm	7,8 in
Baffle cutout diameter:		
- Front mount	180 mm	7,1 in
Depth	106 mm	4,2 in
Net weight	2,8 kg	6,2 lb
Shipping weight	3,0 kg	6,6 lb

DIMENSION DRAWING

