



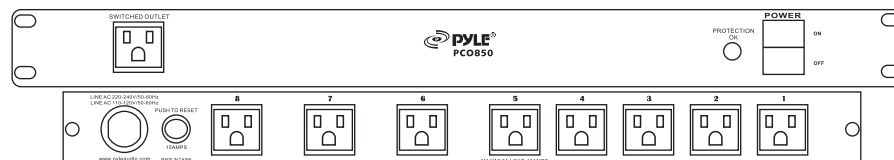
www.pyleaudio.com
718.535.1800 718.236.2400 (fax)
1600 63rd Street, Brooklyn NY 11204

19" RACK MOUNT POWER SUPPLY

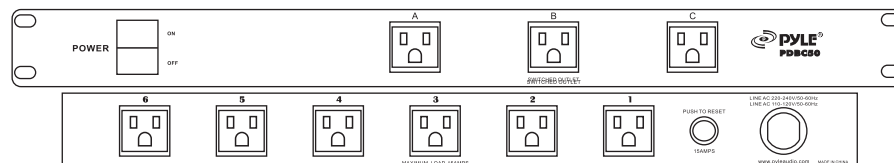


PC0850/PDBC50/PDBC70

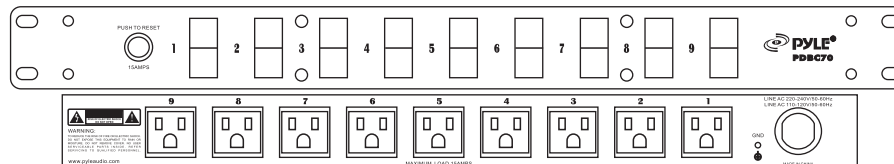
PC0850



PDBC50



PDBC70



www.pyleaudio.com

OWNER'S MANUAL

INTROUDCTION:

Thank you for purchasing PYLE series 1 U Rack Mount Power Supply Conditioner, and congratulations on your choice. The Power Supply Conditioners feature excellent surge protection for all your systems, and they supply multiple outlets for your powering equipment. It not only protects anything plugged into them from spike and surges, but also has a built-in AC noise filter to rid the system of radio frequency and electromagnetic interference. And this allows all your equipments to function better and last longer.

SAFETY INFORMATION:

To obtain best results from our Power Supply Conditioner Unit, please read the manual carefully before using.

WARINGS:

To reduce the risk of electrical shock, do not expose this equipment to rain or moisture. Dangerous high voltage is present inside the enclosure. Do not remove the covers. Refer servicing to qualified personnel only.

CAUTION:

These equipments shall be connected a 20 Ampere rated receptacle of the branch circuit. The total current drawn from the receptacles of these equipments is 15 Amperes maximum, and no individual receptacle shall draw more than 12 Ampere.

IMPORTANT SAFETY GUIDELINES:

- *Please pay close attention to the important operating and maintenance instruction in this manual.
- *Read the instructions.
- *Keep and follow all the instructions.
Heed all warnings.
- *To prevent fire or electric shock, do not expose this equipment to rain or moisture. Do not use this apparatus near water.
- *Clean the unit with a damp cloth only, Do not use solvents or abrasive cleaners. Never pour liquid on or into the unit.
- *Do not install near any heat sources such as radiators, heat registers, stoves, or other apparatuses (including amplifiers) that produce heat.
- *Do not defeat the safety purpose of the polarized or grounding-type plug. A polarized plug has two blades with one wider than the other. A grounding plug has two blades and round grounding prong. The wide blade or third prong is provided for your safety. If the provided plug does not fit your outlet, consult an electrician for the placement of the obsolete outlet.
- *Route the power cord and other cables so that they are not likely to be walked on, tripped over, or stressed. Pay particular attention to the condition of the cords and cables at the plugs, and the point where the Power Supply Conditioners. To prevent risk of fire or injury, damaged cords and cables should be replaced immediately.
- *Unplug the unit during lightning storms or when unused for long periods of time
- *When wiring this unit and all other equipment used in connection to this unit make sure that all of your equipment it turned OFF

- *Once installation and wiring is complete power on all your equipment with the volume and level controls DOWN. Once all the equipment is ON slowly raise the volume or level controls to their proper positions.
- *Before placing, installing, rigging, or suspending any product, inspect all hardware, suspension, cabinets, brackets, and associated equipment of damage. Any missing corroded, deformed, or non-load rated component could significantly reduce the strength of the installation, placement or array. Any such condition severely reduces the safety of the installation and should be immediately corrected. Use only hardware which is rated for the loading condition of the installation and any possible short-term, unexpected over-loading. Never exceed the rating of the hardware or equipment.
- *Consult a licensed, professional engineer regarding physical equipment installation. Ensure that all local state and national regulations regarding the safety and operation of equipment are understood and adhered to.
- *Refer all servicing to qualified service personnel. Servicing is required when the apparatus has been damaged in any way. Such as power supply cord or plug is damaged, liquid has been spilled or objects have fallen into the apparatus, the apparatus has been exposed to rain or moisture, does not operate normally, or has been dropped.

PCO850 FEATURES:

- *1U Rack Mountable
- *AC noise filtering to reduce radio frequency and electromagnetic interference
- *Spike & surge protection ensures equipment stays safe and your power stays clean
- *" Protection Ok " indicator
- *8 real panel outlets, and with one front panel convenience outlet
- *15 amp rating with circuit breaker, and push to reset function with current protection

PCBC50 FEATURES:

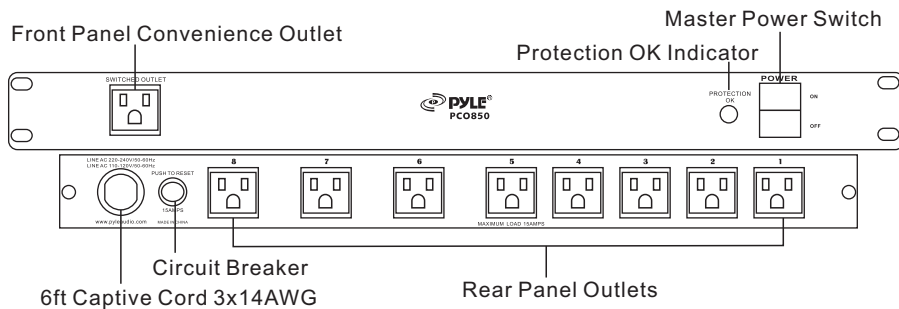
- *1U Rack Mountable
- *Spike & surge protection ensures equipment stays safe and your power stays clean
- *6 real panel outlets, and with 3 front panel convenience outlet
- *ON/OFF power supply switch
- *15 amp rating with circuit breaker, and push to reset function with current protection

PCBC70 FEATURES:

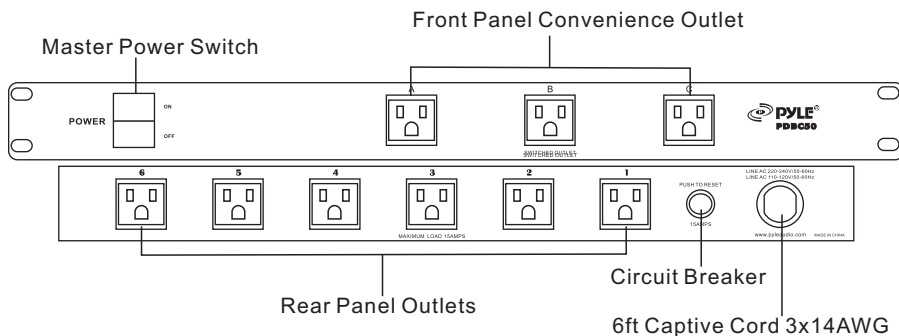
- *1U Rack Mountable
- *Spike & surge protection ensures equipment stays safe and your power stays clean
- *9 separate LED ON/OFF power supply switch on the front panel
- *9 separate power supply outlets on the back panel
- *15 amp rating with circuit breaker, and push to reset function with current protection

Front & Rear Features:

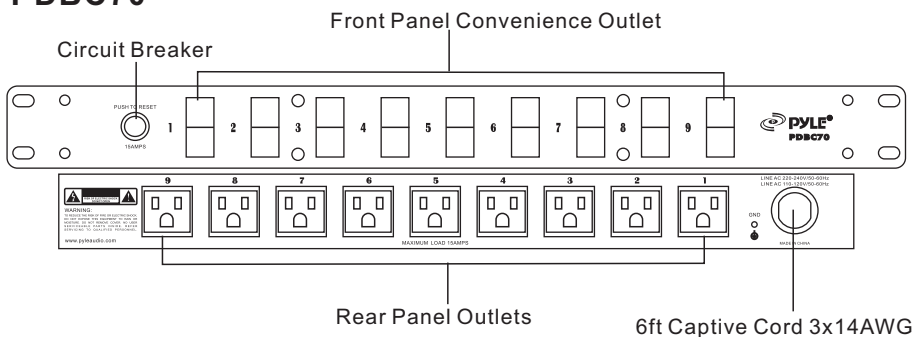
PCO850



PDBC50



PDBC70



Specifications:

Maximum Output Current:..... 15 amps
 Line Cords:..... Captive 6 foot cord, 3X14 AWG
 Operating Voltage:..... 120VAC 60Hz
 Energy Dissipation:..... 150 joules
 Peak Impulse Current:..... 12000 amps
 Operating Voltage:..... 115V/60Hz (PCO850)
 115-230V/50-60Hz (PBBC50 & PDBC70)

Machine Dimension:

PCO850:..... 485 (L) X 100 (D) X45 (H) MM
 PDBC50:..... 485 (L) X 100 (D) X45 (H) MM
 PDBC70:..... 485 (L) X 170 (D) X 45 (H) MM
 Machine Weight:..... PCO850:1.6KG
 PDBC50:1.7KG
 PDBC70:2.5KG

Construction(PCO850):..... Aluminum Front Panel, Steel Chassis,
 Black painted
 Construction(PDBC50 & PDBC70):. . . Steel Front Panel, Steel Chassis,
 Black painted