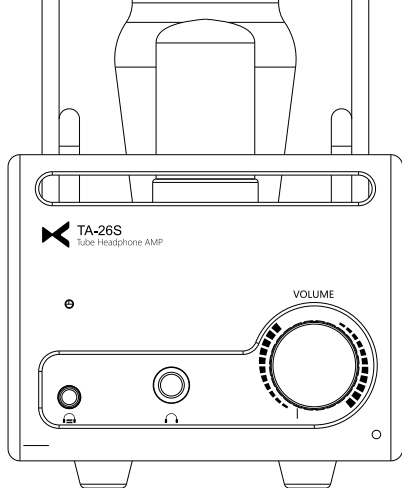




## High Performance Tube Headphone Amplifier

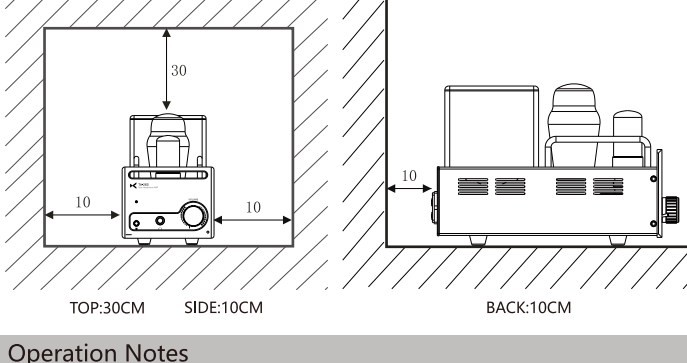


# TA-26S

Please read this Manual carefully before operating, and keep it for future reference

### Safety Instructions

1. The amp should not be subject to water droplets or water splashes, the machine should not be placed with such as vases a class or filled with liquid items.
2. The amp is working, the tube will be very hot, please do not touch with hands directly.
3. Do not disassemble the machine for repairing or modifying, this product does not have the parts or tools for the user to repair on their own, the maintenance of the machine requires qualified personnel to operate. Opening the shell or modifying the internal circuit will make the maintenance difficult, but also the performance or quality of the machine could be affected.
4. Please place the unit in a well-ventilated, cool and dry, clean place, away from direct sunlight, heat, vibration, dusty, damp or cold place. In order to be well ventilated, the machine should leave at least the following distance between the wall.



### Operation Notes

1. Turn on the power  
Before turning it on, please check again whether connections are correct and specifications of adapter are correct.
2. Using mobile phone  
Using mobile phone near the amp may cause noise when playback. If this happens, move mobile phone away from the amp.
3. Move the machine  
Please disconnect the power cables before moving the machine.

### Product introduction

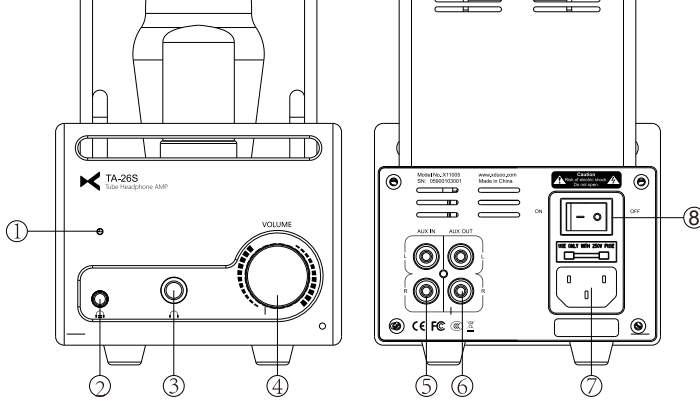
TA-26S is a high fidelity desktop tube headphone amplifier, which uses 6N8P tube as the pre-amplifier, and 6N5P tube which can output big current as the post-amplifier. also adopts capacitive coupling output to dispense the limit of output transformer and make the frequency response of the amplifier more close to the limit of the tube amplifier. It has one AUX output, which through tube processing, and can be controlled by the volume button, you can connect to active speakers, making your speakers more flavorful. The power supply adopts the high-quality E-shape transformer with low noise and low magnetic leakage, which not only makes the bile duct machine give full play to its maximum performance, but also greatly reduces the weight of the machine, and also reduces the volume of the machine. It is suitable for home or office use.

### Product Parameters

Power Source: AC 110 V /220V  
Output Power: 500mW(600Ω load)  
Frequency Range: 10Hz~30KHz(±1dB)  
Gain: +16dB  
THD+N: 0.09% (1KHz@600Ω load)  
S/N: 110dB  
Suitable Earphone Impedance: 60Ω~600Ω  
Size: 25x11x16cm  
Weight: 3.9KG

### Parts and Controls

1. Power LED
2. 4.4 Balanced headphone ot
3. 6.35 Headphone ot
4. Volume knob, adjust the volume of headphone out and AUX OUT
5. AUX in
6. AUX out, which through tube processing, and can be controlled by the volume button
7. AC IN
8. Power on/off



### Connecting to the Audio Device

Connect audio device to the AUX in port of unit, using the audio cable. Start playback on the connected audio device, and connect the headphones to the unit, listening to music. Or connect aux out to your active speaker.

### Package List

TA-26S	1pcs
AC Cable	1pcs
3.5 to 6.5 converter	1pcs
User's Manual	1pcs
Warranty Card	1pcs

### Troubleshooting

If you run into any problems using this unit, use the following checklist and read the product support information on user's manual. Should any problem persist, consult your nearest xDuo dealer or consult us.

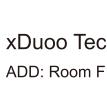
- The unit does not turn on.
- Check that the AC cable is firmly.
- No sound
- Turn up the volume of connected device or the unit.
- Check that the unit and the audio device are connected correctly.
- Check that the connected device is turn on.

### Note for maintenance and use

1. Do not place the machine in the sunshine or near heating equipment.
2. Do not place the machine in a high temperature or dusty place, and do not place water on top of the machine.
3. Do not use chemical solvents to clean the machine, otherwise the surface coating may be damaged. Please wipe the machine with a soft and dry cloth.
4. Please turn off the power when the machine is not used for a long time.
5. The electronic tube will get hot when the machine is operating. The surrounding of the electronic tube should be well ventilated to facilitate heat dissipation.
6. Please do not remove the cover by yourself. There are no parts to be maintained by the user. If the machine is out of order, it should be sent to the local dealer for repair.

### Warranty Information

Our products can enjoy 12-month free warranty services from the date of the sale, if the warranty period is expired, our company will charge parts cost depend on the product fault conditions. Accessories are not covered under warranty.



xDuo Technology Co., LTD

ADD: Room F1510,MingYueHuaDu Building, GongHe Industrial Road,

XiXiang Town, Bao'an District,ShenZhen,China

Tel: +86-0755-29799189

E-mail: service@xduoo.com